

Section 1 Course Evaluation Executive Summary

Course Name: Intro to Mathem Proofs MAT102H5-LEC0101

Instructor: Jacopo De Simoi

Course Code: MAT102H5

Section: LEC0101

UTM UG Summer 2014 SY

Raters	Students
Responded	17
Invited	48

Part A. Core Institutional Items

Scale: 1 - Not At All 2 - Somewhat 3 - Moderately 4 - Mostly 5 - A Great Deal

Question	Summary	
	Mean	Standard Deviation
I found the course intellectually stimulating.	3.6	1.2
The course provided me with a deeper understanding of the subject matter.	3.6	1.3
The instructor (Jacopo De Simoi) created an atmosphere that was conducive to my learning.	3.4	1.2
Course projects, assignments, tests, and/or exams improved my understanding of the course material.	3.6	1.2
Course projects, assignments, tests and/or exams provided opportunity for me to demonstrate an understanding of the course material.	3.6	1.2
Institutional Composite Mean	3.5	1.2

Scale: 1 - Poor 2 - Fair 3 - Good 4 - Very Good 5 - Excellent

Question	Summary	
	Mean	Standard Deviation
6. Overall, the quality of my learning experience in this course was....	3.3	1.2

7. Please comment on the overall quality of the instruction in this course.

See Section 2

8. Please comment on any assistance that was available to support your learning in this course.

See Section 2

Part B. Divisional Items

Scale: 1 - Very Light 2 - Light 3 - Average 4 - Heavy 5 - Very Heavy

Question	Summary	
	Mean	Standard Deviation
9. Compared to other courses, the workload for this course was...	3.7	0.7

Scale: 1 - Almost Never 2 - Less than half 3 - Half of the time 4 - More than half 5 - Almost Always

Question	Summary	
	Mean	Standard Deviation
10. I attended class...	4.9	0.4

Scale: 1 - Not At All 2 - Somewhat 3 - Moderately 4 - Mostly 5 - Strongly

Question	Summary	
	Mean	Standard Deviation
11. I would recommend this course to other students.	3.0	1.5

Part C. Departmental Items

Scale: 1 - Not At All 2 - Somewhat 3 - Moderately 4 - Mostly 5 - A Great Deal

Question	Summary	
	Mean	Standard Deviation
12. The course instructor suggested specific ways to help understand course concepts.	3.1	1.5

Scale: 1 - Not At All 2 - Somewhat 3 - Moderately 4 - Mostly 5 - A Great Deal

Question	Summary	
	Mean	Standard Deviation
13. The course instructor used examples when explaining course concepts.	4.2	1.1

Scale: 1 - Not At All 2 - Somewhat 3 - Moderately 4 - Mostly 5 - A Great Deal

Question	Summary	
	Mean	Standard Deviation
14. The support my teaching assistant provided contributed to my learning in the course.	2.9	1.5

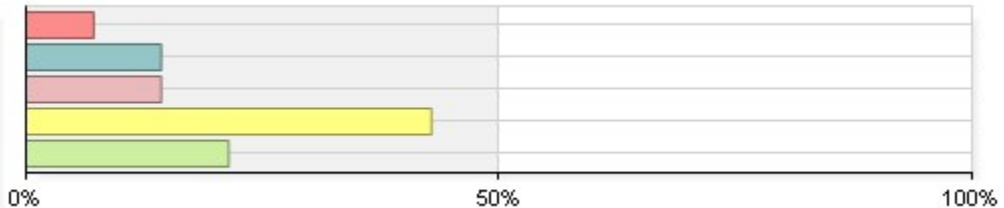
Section 2 Course Evaluation Details and Summaries

Response Distributions and Associated Statistics

Part A. Institutional Items

1. I found the course intellectually stimulating.

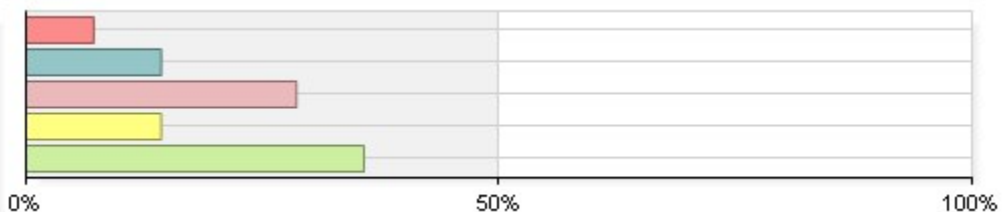
1 Not At All	1	7%
2 Somewhat	2	14%
3 Moderately	2	14%
4 Mostly	6	43%
5 A Great Deal	3	21%
Total	14	



Statistics	Value
Mean	3.6
Median	4.0
Mode	4
Standard Deviation	+/-1.2

2. The course provided me with a deeper understanding of the subject matter.

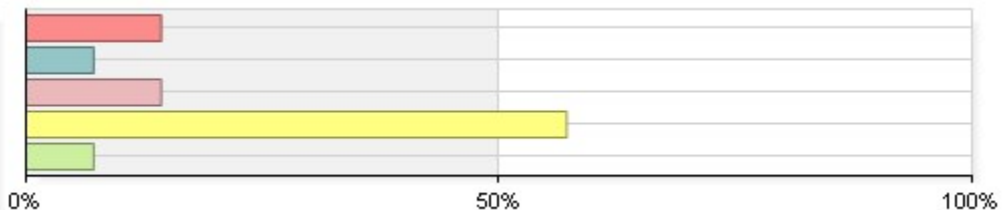
1 Not At All	1	7%
2 Somewhat	2	14%
3 Moderately	4	29%
4 Mostly	2	14%
5 A Great Deal	5	36%
Total	14	



Statistics	Value
Mean	3.6
Median	3.5
Mode	5
Standard Deviation	+/-1.3

3. The instructor (Jacopo De Simoi) created a course atmosphere that was conducive to my learning.

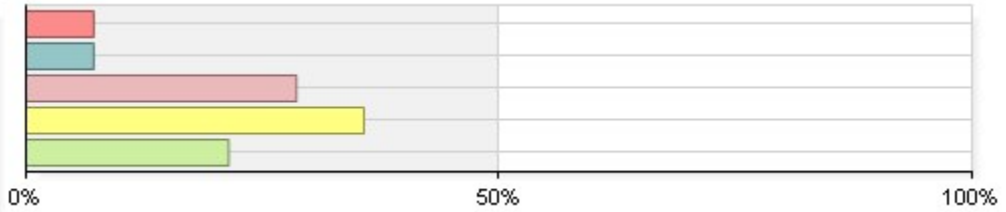
1 Not At All	2	14%
2 Somewhat	1	7%
3 Moderately	2	14%
4 Mostly	8	57%
5 A Great Deal	1	7%
Total	14	



Statistics	Value
Mean	3.4
Median	4.0
Mode	4
Standard Deviation	+/-1.2

4. Course projects, assignments, tests and/or exams improved my understanding of the course material.

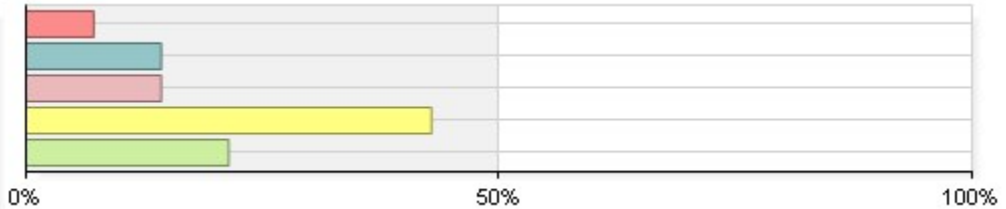
1 Not At All	1	7%
2 Somewhat	1	7%
3 Moderately	4	29%
4 Mostly	5	36%
5 A Great Deal	3	21%
Total	14	



Statistics	Value
Mean	3.6
Median	4.0
Mode	4
Standard Deviation	+/-1.2

5. Course projects, assignments, tests and/or exams provided opportunity for me to demonstrate an understanding of the course material.

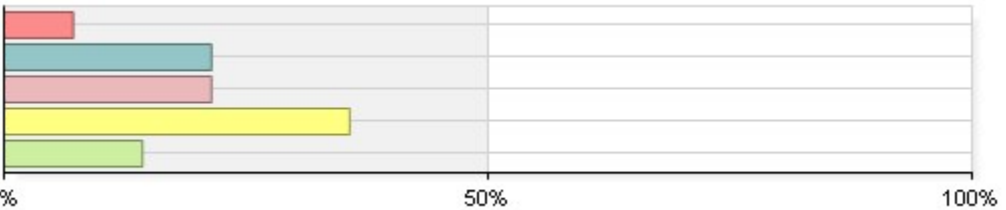
1 Not At All	1	7%
2 Somewhat	2	14%
3 Moderately	2	14%
4 Mostly	6	43%
5 A Great Deal	3	21%
Total	14	



Statistics	Value
Mean	3.6
Median	4.0
Mode	4
Standard Deviation	+/-1.2

6. Overall, the quality of my learning experience in this course was....

1 Poor	1	7%
2 Fair	3	21%
3 Good	3	21%
4 Very Good	5	36%
5 Excellent	2	14%
Total	14	



Statistics	Value
Mean	3.3
Median	3.5
Mode	4
Standard Deviation	+/-1.2

7. Please comment on the overall quality of the instruction in this course.

Comment
Interesting and easy to follow.
The instructions were sometimes unclear. The professor was unorganized at times. He also stumbled and mumbled almost all the time and that made it hard to understand some of the concepts he presented.
1) Most of the time there are students talking in the back of the class and I get distracted even in the front row. Please address these students or ask them to leave.
2) The textbook is terrible since it is written for people who already have a grasp of what proofs is.
3) I would suggest posting important concepts and/or examples online. Students can then print the examples and make additional notes/ask questions during class. One major hurdle I faced was trying to copy your work from the board while at the same time trying to understand what you are saying. I believe if students know a few days before class what you will be teaching they will have a chance to review the material and then in class there will be more interaction.
4) The most effective learning tool was the weekly assignments. I did find however that the marking of the assignments was lacklustre. While I achieved a 90% on the assignments I noticed that only a few of the questions were marked and the rest skipped. I advise that while it may be more time consuming that you post slightly fewer questions each week but instead mark all questions and provide some feedback if mistakes were made. Since the course is a new concept to most students feedback is very important to ensure the work they are doing is correct.
It was a bit fast in the beginning, but I think later the professor quite rightly slowed down for us.
The material covered in class was perfect for learning the material but the book was very bad. It was very hard to follow and understand the concept from the book. The professor sometimes unable to explain the concept properly which led us to find different sources to learn the material. This is a very hard course as it requires a lot of abstract idea. It would have been better if more examples were provided.
It was very good.
The prof was good. His tests were fair.
generally alright, but during tutorials TA usually don't have enough time to deal with everyone's questions especially those not from assignments
He is really helpful. He also understand the material really well that every question asked was explained clearly in detail.
I would love to take another course with him.

8. Please comment on any assistance that was available to support your learning in this course.

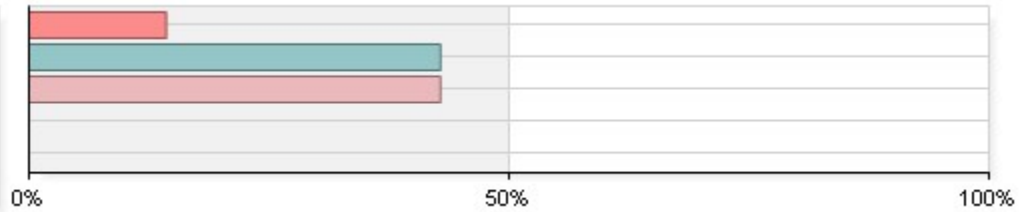
Comment
Very helpful.
The assistance was poor. The TA was sometimes unclear in his explanations. He also had, what he called 'brain fart', over a question and ended up sending an online solution the next day. Moreover, the time allotted for the tutorial was not enough to go over all the questions of the problem set.
He is very happy to answer questions after class and goes above and beyond helping students during office hours. The tutorials were not very helpful unfortunately. Perhaps instead of taking up homework questions after they are marked tutorials can be a place where students can work on and get one on one help from the TA.
In one of my computer science courses the tutorials are 2 hours and we are given problems which are due at the end of the tutorial. The class works on these problems and students ask the TA for help when they are stuck. The class can also work in pairs to solve the problems. I was thinking this would be a great idea for the course.
The professor was very helpful in his office hours and I learned a lot there.
The teaching assistant taught us many different ways to approach the problems and showed many techniques on how to improve ourself. The assistance provided throughout the course was amazing.
TA's, Office hours, in-class.

TA Mark was amazing.

Part B. Divisional Items

9. Compared to other courses, the workload for this course was...

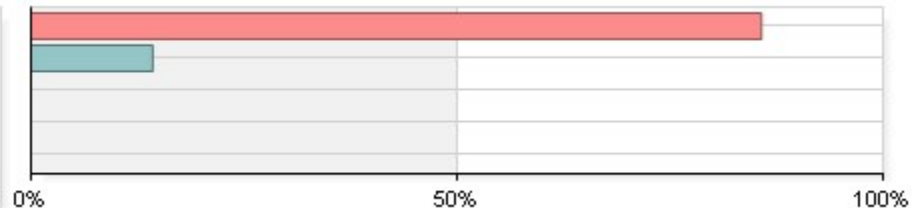
5 Very Heavy	2	14%
4 Heavy	6	43%
3 Average	6	43%
2 Light	0	0%
1 Very Light	0	0%
Total	14	



Statistics	Value
Mean	3.7
Median	4.0
Mode	4, 3
Standard Deviation	+/-0.7

10. I attended class...

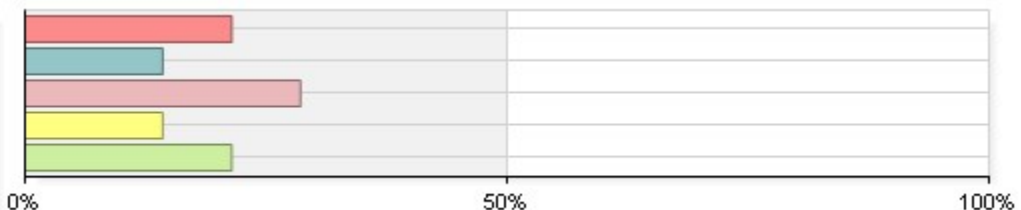
5 Almost Always	12	86%
4 More than half the time	2	14%
3 Half of the time	0	0%
2 Less than half the time	0	0%
1 Almost Never	0	0%
Total	14	



Statistics	Value
Mean	4.9
Median	5.0
Mode	5
Standard Deviation	+/-0.4

11. I would recommend this course to other students.


1 Not At All	3	21%
2 Somewhat	2	14%
3 Moderately	4	29%
4 Mostly	2	14%
5 Strongly	3	21%
Total	14	



Statistics	Value
Mean	3.0
Median	3.0
Mode	3
Standard Deviation	+/-1.5

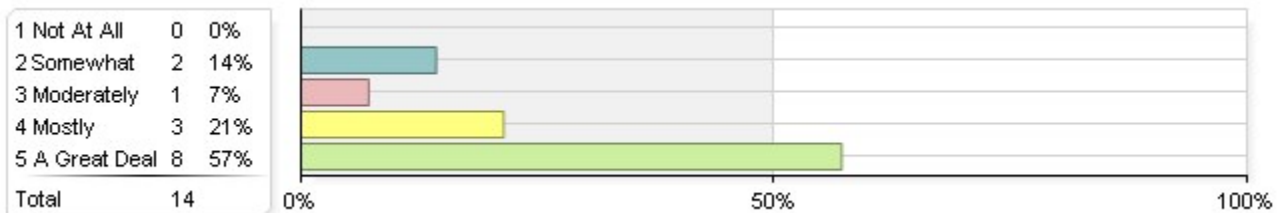
Part C. Departmental Items

12. The course instructor suggested specific ways to help understand course concepts.



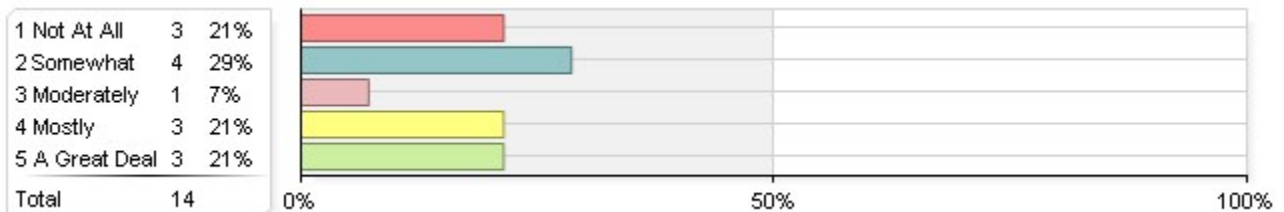
Statistics	Value
Mean	3.1
Median	3.5
Mode	4
Standard Deviation	+/-1.5

13. The course instructor used examples when explaining course concepts.



Statistics	Value
Mean	4.2
Median	5.0
Mode	5
Standard Deviation	+/-1.1

14. The support my teaching assistant provided contributed to my learning in the course.



Statistics	Value
Mean	2.9
Median	2.5
Mode	2
Standard Deviation	+/-1.5

Section 3. Comparative Data

Part A. Core Institutional Items

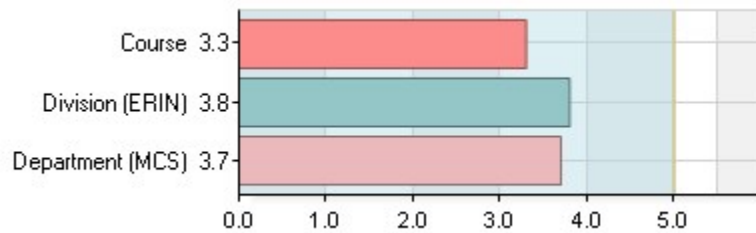
Scale: 1 - Not At All 2 - Somewhat 3 - Moderately 4 - Mostly 5 - A Great Deal



Section 3. Comparative Data (continued)

Scale: 1 - Poor 2 - Fair 3 - Good 4 - Very Good 5 - Excellent

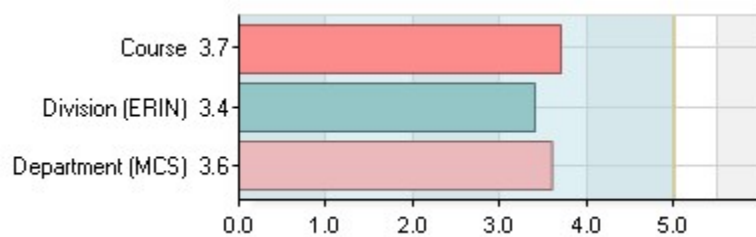
6. Overall, the quality of my learning experience in this course was:



Part B. Divisional Items

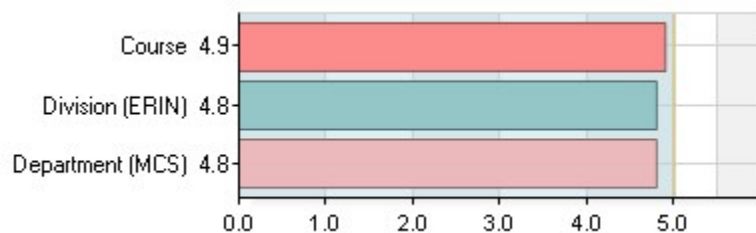
Scale: 1 - Very Light 2 - Light 3 - Average 4 - Heavy 5 - Very Heavy

9. Compared to other courses, the workload for this course was...



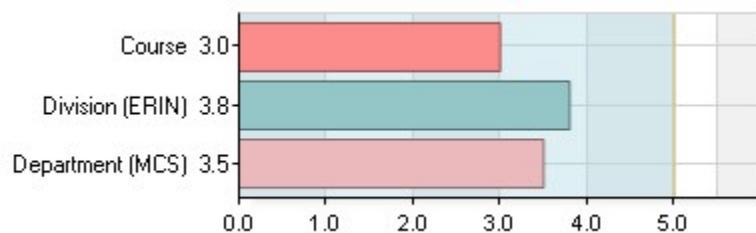
Scale: 1 - Almost Never 2 - Less than half 3 - Half of the time 4 - More than half 5 - Almost Always

10. I attended class...



Scale: 1 - Not At All 2 - Somewhat 3 - Moderately 4 - Mostly 5 - Strongly

11. I would recommend this course to other students.

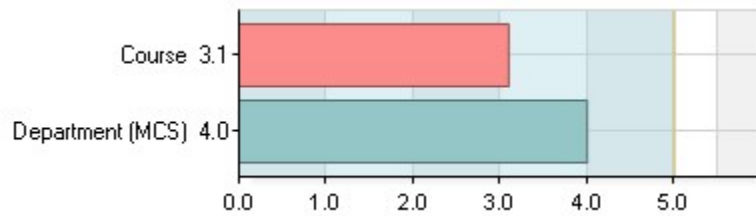


Section 3. Comparative Data (continued)

Part C. Departmental Items

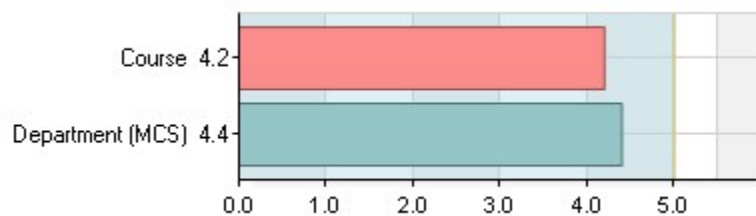
Scale: 1 - Not At All 2 - Somewhat 3 - Moderately 4 - Mostly 5 - A Great Deal

12. The course instructor suggested specific ways to help understand course concepts.



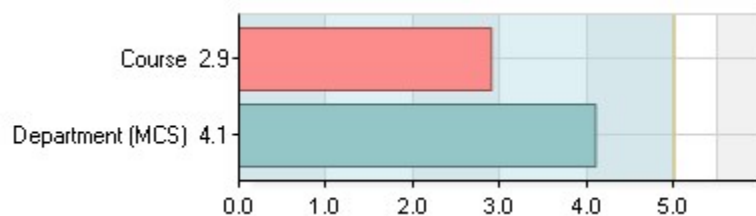
Scale: 1 - Not At All 2 - Somewhat 3 - Moderately 4 - Mostly 5 - A Great Deal

13. The course instructor used examples when explaining course concepts.



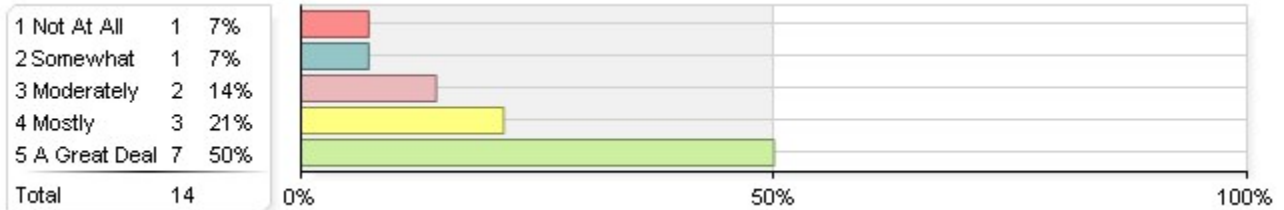
Scale: 1 - Not At All 2 - Somewhat 3 - Moderately 4 - Mostly 5 - A Great Deal

14. The support my teaching assistant provided contributed to my learning in the course.



Section 4. Formative Data

TBI001 The course instructor encouraged interaction with students, either through office visits or email.



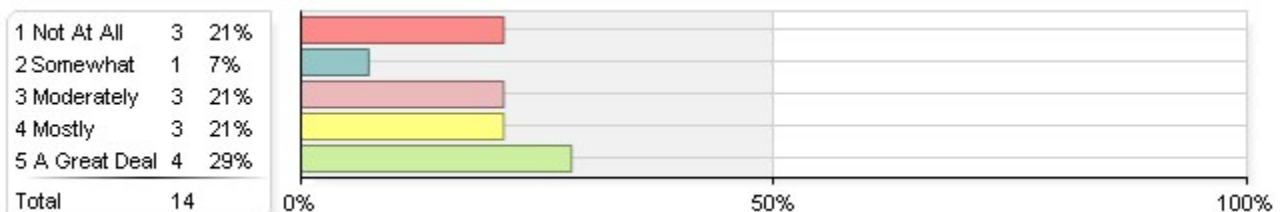
Statistics	Value
Mean	4.0
Median	4.5
Mode	5
Standard Deviation	+/-1.3

TBI010 The course instructor suggested specific ways to help understand course concepts.



Statistics	Value
Mean	3.1
Median	3.0
Mode	2, 3, 4, 5
Standard Deviation	+/-1.4

TBI013 The course instructor expressed an interest in student understanding when explaining course concepts.



Statistics	Value
------------	-------

Mean	3.3
Median	3.5
Mode	5
Standard Deviation	+/-1.5